



**QUICK·STEP®**

FLOOR DESIGNERS



2022 - 2023

**TIMBER**

Amato: the first  
watertight timber

Wood for  
your life

Bring nature  
inside

# Floor designers

SINCE 1990

Home. It's your cocoon of peace and refuge, as well as a space in which to live life to the fullest. Get inspired with Quick-Step. Take your pick from a selection of beautiful designs and discover stylish floors bursting with innovative technology that are designed to make your life easier. It's time for you to enjoy what we've been doing with passion and expertise for over 30 years. It's time to start dreaming.

[quick-step.com.au](http://quick-step.com.au)





RF56276

# Start exploring

AMATO: THE FIRST WATERTIGHT TIMBER FLOORING	P. 6
TOOLS TO HELP YOU CHOOSE	P. 22
TIPS & TRICKS	P. 24
COLLECTIONS	P. 26
ACCESSORIES	P. 40

## No worries with watertight timber

P. 24

Our watertight Amato range fits beautifully in every room of your home. Sit back and relax: this floor can take a spill... or a hundred.



AMT3846



YOUR LIFESTYLE,  
YOUR FLOOR



Carefree living starts with exceptional floors that can withstand what life throws at them. From mud trails after walking the dog to wine stains after an epic party with friends: no matter the challenge, your timber floor is protected for years to come, thanks to our Easy To Clean technology. This innovative protective layer prevents dirt from getting into the grain, ensuring that your floor always looks new and authentic. For an extra layer of protection, take a look at our Amato collection, featuring our unique waterproof surface technology. The new Amato range offers the very first watertight timber flooring.

### Add style and ease to your life

Choose from our wide range of colours and styles and enjoy the natural, authentic feel of true timber. Are you a traditionalist or a modern visionary? Whatever your taste is, we help you bring character into your home. Pick a colour and explore a vast range of floors suitable for your needs. No worries: it's all real timber with zero compromises in terms of strength, resistance and performance. It's built for you to last a lifetime.

AMATO



THE FIRST  
WATERTIGHT TIMBER

# Make a splash



Our watertight Amato range is beautifully suited to every room of your home, including your kitchen and bathroom. Experience authentic timber beneath your feet without compromising on durability or ease of use. Sit back and relax: this floor is up for anything.

# WOOD

# FOR

*My*  
LIFE

## FOR ALL LIFESTYLES

To make sure you enjoy your home with as few worries as possible, we developed the Wood for Life advantage. No more dirt or moisture will get into the edges or grain of your timber floor, nor will it leave stains. Your timber floor is protected in so many different ways, it will easily keep its authentic look. Try a timber floor that's just as practical as it is beautiful to behold.

## ENJOY YOUR WORRY-FREE AND WATERPROOF FLOOR WITH AMATO

Amato is the only authentic timber floor that is watertight. Imagine real timber with a completely waterproof surface in every room of your home (yes, that includes the kitchen and bathroom). It's easy as 1-2-3 and extremely durable.

No stress. Simply enjoy your Wood for Life.





# AMATO

The first watertight timber flooring



## Unwind

If happiness for you is taking a long, warm bath, you shouldn't be worrying about your floors getting wet. Upgrading the most relaxing room in your home with Amato means upgrading your wellbeing.



RFS4600

# Effortless installation

Installing your Quick-Step floor is as easy as 1-2-3. Floating or glued down: the choice is yours! All Quick-Step floors are fitted with the patented Uniclic (Multifit) click system for a super fast and worry-free installation. Do it yourself or hire a pro for ultimate peace of mind.

TAKE A LOOK AT OUR ACCESSORIES FOR A SWIFT INSTALLATION AND A FLAWLESS FINISH.



# WOOD FOR LIFE: TIMBER THAT CAN HANDLE YOUR *lifestyle*

## Quick-Step timber with Wood for Life

Live life to the fullest. Our durable floors are made for bathtime fun with your kids, dinners with friends and playtime with your pet.

### 1. EASY-TO-CLEAN SURFACE


Your floors will never look dirty or dark. Thanks to our Surface & Edge Protect technology the timber is protected from water, making it easy to clean. Dirt and liquids won't stick to the timber!

### 2. NO DARK JOINTS

The unique hydro repellent technology is applied to the timber joints, ensuring the pores of the timber remain clean and untouched from outside dirt and liquid.

### 3. NO WATER INFILTRATION

Enjoy our new and improved click design, which ensures a tight fit on all sides. On top of that, the Hydroseal coating stops all water from leaking through and causing damage to the bottom of your floor. Amato only.





MAS3843

# INVITE NATURE INSIDE



With natural materials and plants, you can add a spark of nature to your home. It's all about natural beauty. That's why all our materials are treated with the utmost respect, passion, care and attention to detail. The floors you walk on are the result of years of refinement. Every plank is unique and gives your home an authentic character. It's the type of craftsmanship you deserve – straight from the heart.

# Creating your perfect floor: a labour of *love*



To manufacture flawless timber for your home, we're constantly looking for the right balance between wood types, grading, colours, structures, finishes and plank sizes. These are the steps we follow meticulously.

## 1. GRADING YOUR FLOOR

To provide a product for everyone's specific taste, every timber floor receives a unique grading. We make an extensive selection of the wood grain and colour, knots and cracks, and translate the tree's characteristics into a wooden floor. From a clean, calm vibe with a few knots to a more rustic look with more knots, cracks and a lively colour variation.

## 2. CREATING EASY-TO-USE PATTERNS

Working with patterns like multistrip and chevron shouldn't be difficult. Whether you go for smaller or bigger sizes, we've taken the hard work out of laying patterned timber flooring.





PALAZZO

PAL1341

### 3. BRUSHING FOR AN AUTHENTIC FEEL

To create designs that really stand out in your home, we accentuate the wood grain by brushing it lightly or heavily.

### 4. CHOOSING THE RIGHT COLOURS

Colour is indispensable in any interior. Whether you go for trendy or traditional, we ensure you can pick between light as well as dark colours. In creating your perfect floor, our floor designers match the right colours, grades and surface effects to find the right balance.

### 5. GOING FOR THE PERFECT FINISH


We protect your floor with a high-quality finish and determine the final gloss level. Extra matt finishes are the most popular, but sometimes we add a little more “shine” to increase the intensity of the colour.

This unique combination is what makes your Quick-Step floors stand out from the rest. Furthermore, we make sure they're always built to last by applying numerous innovations to increase durability.

It's the perfect marriage of design and performance!

# BRING NATURE INSIDE

The beauty of nature is in its diversity and detail. Invite it into your home and create that unique, authentic look. From classification to wood treatment and finishing: learn all there is to know about our floors and explore how to enjoy them for many years to come.





## NATURE

Natural colour variation and small knots  
for a subtle look.




## MARQUANT

Lively colour variation with more pronounced knots  
for a rustic look.



## VIBRANT

Lively colour variation with big knots and cracks  
for a floor full of character.



## Grading

Our classification system divides our wide range of oak floors into different categories: nature, marquant and vibrant. Even though each plank is unique, this will give you an idea of what your floor will look like in the end.

All Australian wood varieties are graded as per AS2796 Standard and Better. This grade includes knots, gum veins, fine cracks and other natural features of Australian Eucalypts.

Naturally, all wood floors fade and change colour overtime. This is a natural part of the ageing process. Also be aware that your flooring will vary from in-store samples.

# Surface treatment

We apply a broad range of surface treatments, giving you a vast selection of differing styles to choose from.



---

## (DEEP) BRUSHED

Through brushing, the natural grain structure of the wooden plank is accentuated, adding depth.



---

## NATURAL KNOTS


Knots are a natural part of the wood, emphasising its liveliness. By including knots with subtly recessed surfaces, the authentic look of your floor is emphasised, creating more depth and a vintage look.



---

## TIMEWORN

A soft hand-scraped surface, creates contoured boards and bevels for a time worn look and feel. Refer P. 30



---


## SAW CUT

Random saw marks show craftsmanship and character of the timber planks.



# Finish

All Quick-Step timber floors are pre-finished with a specifically formulated, high performance European lacquer. You won't need to lacquer or oil the floor after installation. Thanks to this protective layer, your timber floors will look brand new, even after years of use.



- ✓ High quality lacquer finish
- ✓ Solid hardwood face layer
- ✓ Plantation hardwood Hevea core (Amato range: HDF)
- ✓ Plantation Nordic spruce backing



## LACQUER FINISH IN (EXTRA) MATT, LOW SHEEN AND GLOSS

- Seven layers of protective lacquer.
- Highly scratch and wear resistant.
- Improved protective layer that keeps the surface and the joints of your floor clean, even after years of use.

# A HEART FOR YOUR HOME AND OUR PLANET

We all love natural beauty. The only way to continue to enjoy the beautiful things our planet has to offer is to treat it with respect. That's why our flooring products not only look good, but are as long-lasting and sustainable as possible. Together, we can reduce our ecological footprint, from the production of your flooring to the end of its life.

## Using timber economically

As a renewable resource, trees play a crucial role in combatting climate change. So we must treat them with care, in particular the slow-growing species such as oak. That's why we use these species only in the top layers of our wood. We prefer to use timber from **fast-growing trees** or **recovered timber** such as from sawmills for the core. And for our **Readyflor 2 and 3 strip as well as Intenso ranges**, we create unique designs using small pieces of timber that would otherwise go to waste. This is how we get the most out of every tree, and you get high-quality flooring for your home.

Wood can be an infinite resource if we manage our forests in a sustainable way. A **PEFC label** means that the wood in your flooring comes from sustainably managed forests.



## Green source of energy

If the wood has reached the end of its life and is no longer suitable for use in your flooring, we will give it a new lease of life in the form of **green energy**. Our primary heat source for the production of timber is wood residues and dust, which cover about 90% of our requirements.



## Clean indoor air

Most of your life takes place indoors, which is why the air quality in your home is so vitally important. Many factors have an effect on it: ventilation, candles, cleaning agents, and even the materials used in your interior, such as the flooring. We minimise the emissions of harmful substances by producing your flooring **in-house** as much as possible. This means we know exactly what materials it contains. In fact, the formaldehyde emission value of our wood products is on average **ten times lower** than the EU's Class E1 requirements.

This label demonstrates that your flooring complies with strict environmental and health standards.



## Easy to install and dismantle

As timber flooring is a long-term investment, we provide you with a **lifetime & 25 year wear warranty**. What's more, our advanced click technology makes it really easy for you to install your flooring **without any glue**. If you ever need to remove your flooring, you can do so without damaging it or making a mess, thanks to its glue-free installation. This means that your flooring can be processed efficiently when it reaches the end of its life.

**Do you want to find out more about the sustainability of our flooring products?  
Read all about it on [quick-step.com.au](https://quick-step.com.au)**

# TOOLS TO HELP YOU CHOOSE


## FloorExplorer

With so many flooring options to choose from, making the right decision can be a challenge. Let our FloorExplorer guide you through a selection of floors that match your personal needs and style in just a few steps. Give it a try!



FIND A DEALER

[quick-step.com.au](http://quick-step.com.au)



## RoomViewer

Having doubts about which Quick-Step floor suits your interior best? No problem! Thanks to our online RoomViewer, you can preview any floor in your own interior to help you make the right choice.

# DOES SIZE MATTER?

Undoubtedly yes!

A simple rule to follow is to use large formats for large rooms to emphasise the spacious ambience. For small or irregularly shaped rooms, small formats will match the proportions of the room better.

# IN WHICH DIRECTION SHOULD

## Guided by the light

The direction of your floor has a huge impact on a room's overall appearance and can be a tough nut to crack. As a general rule, lay your floor in the same direction as the main light source in a room and in the same line as the most frequently used entrance. If there are several doors and windows, then opt for the direction that's the easiest to install.



## In narrow rooms

Installing your floor in a narrow room? Why not lay it horizontally! Planks laid width wise will make the surface appear wider, avoiding a boxed-in effect. To enhance this even further, avoid dark colours for your floor or walls, as these will make a narrow room look even narrower.





# I INSTALL MY FLOOR?

## In short rooms

If you're laying your floor in a short room, you'll want to add a sense of depth. Make the room look longer by installing your floor lengthwise.

Want to increase the effect of lengthwise installation? Make sure to combine a light-coloured floor with darker walls: this will add even more depth to your room.



AMT3845

## MASTER INSTALLERS AT YOUR SERVICE

Opt for professional installation by an accredited Quick-Step Master Installer. These experts are trained at the Quick-Step Academy, the most exclusive training centre in the flooring industry.

- Get the best result with expert underlay selection and subfloor preparation.
- Make your floor stand out with advice on the correct installation direction.
- Enjoy a perfect finish: meticulously fitted skirtings, profiles and staircases.
- A lifetime installation warranty is offered on all Quick-Step floors installed by a Quick-Step Master Installer.



More info on [quick-step.com.au](https://www.quick-step.com.au)

# BEAUTY COMES IN MANY SIZES

COLLECTIONS

DIMENSIONS



READYFLOR 1-STRIP

2430 x 134 (±) 14mm  
2430 x 145 (±) 14mm **MERBAU**  
2200 x 145 (±) 14mm **TASMANIAN OAK**



READYFLOR 2-STRIP

2200 x 186 x (±) 14mm



READYFLOR 3-STRIP

2200 x 190 x (±) 14mm



READYFLOR XL

2200 x 186 x (±) 14mm



MASSIMO

2400\*\* x 260 x (±) 14mm



PALAZZO

2200\*\* x 190 x (±) 14mm



AMATO

1820 x 134 x (±) 13mm  
2200\*\* x 145 x (±) 13mm **OAKS**



INTENSO

600 x 310 x (±) 13mm



2-SIDED BEVEL

Featuring grooves on the two long sides of the board to accentuate the width and create a continuous, lengthy appearance













4-SIDED BEVEL

Featuring grooves on all four sides of the board to define the plank size and create a rural appearance.



0 BEVEL

A continuous flooring structure for a seamless appearance.

BOX	BEVELS	INSTALLATION	WARRANTY
5 lengths = 1.628 m <sup>2</sup> 5 lengths = 1.762 m <sup>2</sup> 6 lengths = 1.914 m <sup>2</sup>	0 BEVEL	 PATENTED TECHNOLOGY	✓ LIFETIME STRUCTURAL WARRANTY DOMESTIC USE ✓ 25 YEAR WEAR WARRANTY DOMESTIC USE
6 lengths = 2.455m <sup>2</sup>	0 BEVEL	 PATENTED TECHNOLOGY	✓ LIFETIME STRUCTURAL WARRANTY DOMESTIC USE ✓ 25 YEAR WEAR WARRANTY DOMESTIC USE
6 lengths = 2.508m <sup>2</sup>	0 BEVEL	 PATENTED TECHNOLOGY	✓ LIFETIME STRUCTURAL WARRANTY DOMESTIC USE ✓ 25 YEAR WEAR WARRANTY DOMESTIC USE
6 lengths = 2.508m <sup>2</sup>		 PATENTED TECHNOLOGY	✓ LIFETIME STRUCTURAL WARRANTY DOMESTIC USE ✓ 25 YEAR WEAR WARRANTY DOMESTIC USE
4 lengths = 2.496 m <sup>2</sup>		 PATENTED TECHNOLOGY	✓ LIFETIME STRUCTURAL WARRANTY DOMESTIC USE ✓ 25 YEAR WEAR WARRANTY DOMESTIC USE
6 lengths = 2.508m <sup>2</sup>		 PATENTED TECHNOLOGY	✓ LIFETIME STRUCTURAL WARRANTY DOMESTIC USE ✓ 10 YEAR WOOD FOR LIFE WARRANTY
6 lengths = 1.463m <sup>2</sup> 6 lengths = 1.914m <sup>2</sup>		 PATENTED TECHNOLOGY	✓ LIFETIME STRUCTURAL WARRANTY DOMESTIC USE ✓ 25 YEAR WEAR WARRANTY DOMESTIC USE ✓ 10 YEAR WET WARRANTY*
4 lengths = 0.744m <sup>2</sup>	0 BEVEL	 PATENTED TECHNOLOGY	✓ LIFETIME STRUCTURAL WARRANTY DOMESTIC USE ✓ 25 YEAR WEAR WARRANTY DOMESTIC USE

\* tested according to ISO CD 4760 (no leakage)

\*\* depending on availability, you will receive planks measuring 1820 mm, 2200 mm or 2400 mm in length. Pack sizes will change accordingly.

Boxes can contain some shorter boards to make up the full length. These can be used at the start or end of a row, leaving the full board lengths for the centre. It also improves sustainability by allowing us to make full use of the tree.

# MASSIMO



The largest planks in the entire Quick-Step Timber collection, Massimo is sure to impress with its extra-large dimensions and superior authenticity and craftsmanship.



MAS3566

- ✓ LIFETIME STRUCTURAL WARRANTY DOMESTIC USE
- ✓ 25 YEAR WEAR WARRANTY DOMESTIC USE

2400\* x 260 x (±)14mm (4 lengths per pack = 2.496m<sup>2</sup>)



**Frozen Oak Extra Matt**

**MAS3562**

Matching Scotia QSWSCOT03562

Matching Incizo QSWINCP03562

**Vibrant**



**Winter Storm Oak Extra Matt**

**MAS3842**

Matching Scotia QSWSCOT03563

Matching Incizo QSWINCP03563

**Vibrant**



**Cappuccino Blonde Oak Extra Matt**

**MAS3566**

Matching Scotia QSWSCOT01341

Matching Incizo QSWINCP01341

**Vibrant**



**Dark Chocolate Oak Extra Matt**

**MAS3843**

Matching Scotia QSWSCOT03564

Matching Incizo QSWINCP03564

**Vibrant**



\* depending on availability, you will receive planks measuring 2200mm or 2400mm in length



# READYFLOR XL

The widest and longest Australian timber planks with a timeworn, undulating surface

2200 x 186 x (±) 14mm (6 lengths per pack = 2.508m<sup>2</sup>)



**Blackbutt 1 Strip Matt Brushed**  
RFXL3847  
Matching Scotia QSWSCOT01865  
Matching Incizo QSWINCP01865  
AS2796 Standard and Better



**Spotted Gum 1 Strip Matt Brushed**  
RFXL3848H  
Matching Scotia QSWSCOT01866  
Matching Incizo QSWINCP01866  
AS2796 Standard and Better



- ✓ LIFETIME STRUCTURAL WARRANTY DOMESTIC USE
- ✓ 25 YEAR WEAR WARRANTY DOMESTIC USE

# READYFLOR 1 STRIP



Popular Australian and international species sourced from some of the world's finest hardwoods.

2430 x 134 x (±) 14mm (5 lengths per pack = 1.628m<sup>2</sup>)  
2430 x 145 x (±) 14mm (5 lengths per pack = 1.762m<sup>2</sup>) **MERBAU**  
2200 x 145 x (±) 14mm (6 lengths per pack = 1.914m<sup>2</sup>) **TASMANIAN OAK**



## Tasmanian Oak 1 Strip Matt Brushed

RFS6276

Matching Scotia QSWSCOT01874  
Matching Incizo QSWINCP01874

AS2796 Standard and Better



## Spotted Gum 1 Strip Matt Brushed

RFS4606

Matching Scotia QSWSCOT01866  
Matching Incizo QSWINCP01866

AS2796 Standard and Better



## Blackbutt 1 Strip

RFS4600

Matching Scotia QSWSCOT01871  
Matching Incizo QSWINCP01871

AS2796 Standard and Better



## Sydney Blue Gum 1 Strip

RFS4604

Matching Scotia QSWSCOT01875  
Matching Incizo QSWINCP01875

AS2796 Standard and Better



## Blackbutt 1 Strip Matt Brushed

RFS4605

Matching Scotia QSWSCOT01865  
Matching Incizo QSWINCP01865

AS2796 Standard and Better



## Merbau 1 Strip

RFS4599

Matching Scotia QSWSCOT01357  
Matching Incizo QSWINCP01357

AS2796 Standard and Better



## Spotted Gum 1 Strip

RFS4601

Matching Scotia QSWSCOT01872  
Matching Incizo QSWINCP01872

AS2796 Standard and Better



- ✓ LIFETIME STRUCTURAL WARRANTY DOMESTIC USE
- ✓ 25 YEAR WEAR WARRANTY DOMESTIC USE

# READYFLOR 2 STRIP



Popular Australian and international species in a narrow (two-strip) design, sourced from some of the world's finest hardwoods.

220 x 186 x (±) 14mm (6 lengths per pack = 2.455m<sup>2</sup>)



## Tasmanian Oak 2 Strip Matt Brushed

RFD6276

Matching Scotia QSWSCOT01874  
Matching Incizo QSWINCP01874

AS2796 Standard and Better



## Blackbutt 2 Strip

RFD4600

Matching Scotia QSWSCOT01871  
Matching Incizo QSWINCP01871

AS2796 Standard and Better



## Blackbutt 2 Strip Matt Brushed

RFD4605

Matching Scotia QSWSCOT01865  
Matching Incizo QSWINCP01865

AS2796 Standard and Better



## Spotted Gum 2 Strip

RFD4601

Matching Scotia QSWSCOT01872  
Matching Incizo QSWINCP01872

AS2796 Standard and Better



## Spotted Gum 2 Strip Matt Brushed

RFD4606

Matching Scotia QSWSCOT01866  
Matching Incizo QSWINCP01866

AS2796 Standard and Better



## Merbau 2 Strip

RFD4599

Matching Scotia QSWSCOT01357  
Matching Incizo QSWINCP01357

AS2796 Standard and Better





# READYFLOR 3 STRIP



Popular Australian and international species in a narrow (three-strip) design, sourced from some of the world's finest hardwoods.

2200 x 190 x (±) 14mm (6 lengths per pack = 2.508 m<sup>2</sup>)



## Blackbutt 3 Strip Matt Brushed

RFT4605

Matching Scotia QSWSCOT01865

Matching Incizo QSWINCP01865

AS2796 Standard and Better



## Merbau 3 Strip

RFT4599

Matching Scotia QSWSCOT01357

Matching Incizo QSWINCP01357

AS2796 Standard and Better



## Spotted Gum 3 Strip Matt Brushed

RFT4606

Matching Scotia QSWSCOT01866

Matching Incizo QSWINCP01866

AS2796 Standard and Better



# PALAZZO



Palazzo reinvents the glory days of wood. Beautifully proportioned and with subtle V grooves on the long side of each plank, these long and wide floorboards will add warmth and character to any space. With its wooden core, this collection embraces more traditional wood floor engineering.



## Frozen Oak Extra Matt

**PAL3562**

Matching Scotia QSWSCOT03562  
Matching Incizo QSWINCP03562

**Vibrant**



## Metallic Oak Extra Matt

**PAL4118**

Matching Scotia QSWSCOT04118  
Matching Incizo QSWINCP04118

**Vibrant**



## Winter Storm Oak Extra Matt

**PAL3842**

Matching Scotia QSWSCOT03842  
Matching Incizo QSWINCP03842

**Vibrant**



## Clay Brown Oak Extra Matt

**PAL4117**

Matching Scotia QSWSCOT04117  
Matching Incizo QSWINCP04117

**Vibrant**



These Palazzo floors feature a timeworn undulating surface. (see page 30)



## Vintage Oak Matt

**PAL1344**

Matching Scotia QSWSCOT01344  
Matching Incizo QSWINCP01344

**Marquant**



## Mocca Oak Matt

**PAL1348**

Matching Scotia QSWSCOT01348  
Matching Incizo QSWINCP01348

**Marquant**



- ✓ LIFETIME STRUCTURAL WARRANTY DOMESTIC USE
- ✓ 25 YEAR WEAR WARRANTY DOMESTIC USE

\* depending on availability, you will receive planks measuring 1820 mm or 2200 mm in length

2200\* x 190 x (±) 14mm (6 lengths per pack = 2.508 m<sup>2</sup>)



### Pure Oak Matt

**PAL1341**

Matching Scotia  
Matching Incizo

QSWSCOT01341  
QSWINCP01341

Nature



### Limed Grey Oak Matt

**PAL1345**

Matching Scotia  
Matching Incizo

QSWSCOT01345  
QSWINCP01345

Marquant




### Fossil Oak Matt

**PAL1342**

Matching Scotia  
Matching Incizo

QSWSCOT01342  
QSWINCP01342

Nature



### Old Grey Oak Matt

**PAL1346**

Matching Scotia  
Matching Incizo

QSWSCOT01346  
QSWINCP01346

Marquant



PAL4118

# AMATO



For the first time ever, you can install timber everywhere in your home, thanks to Amato's waterproof surface with waterproof click. With a broad range of colours, structures and finishes available, there's bound to be a floor that catches your eye.



AMT3859

- ✓ LIFETIME STRUCTURAL WARRANTY DOMESTIC USE
- ✓ 25 YEAR WEAR WARRANTY DOMESTIC USE
- ✓ 10 YEAR WET WARRANTY

1820 x 134 x (±) 13mm (6 lengths per pack = 1.463m<sup>2</sup>) **SPOTTED GUM & BLACKBUTT**  
 2200 x 145 x (±) 13mm (6 lengths per pack = 1.914m<sup>2</sup>)



**Wintry Forest Oak Extra Matt**

**AMT3845**

Matching Scotia QSWSCOT01340

Matching Incizo QSWINCP01340

**Vibrant**



**Cliff Grey Oak Extra Matt**

**AMT3850**

Matching Scotia QSWSCOT03017

Matching Incizo QSWINCP03017

**Vibrant**




**Creamy White Oak Extra Matt**

**AMT3851**

Matching Scotia QSWSCOT03098

Matching Incizo QSWINCP03098

**Vibrant**



**Slate Grey Oak Extra Matt**

**AMT3846**

Matching Scotia QSWSCOT03846

Matching Incizo QSWINCP03846

**Vibrant**



**Pure Oak Extra Matt**

**AMT3849**

Matching Scotia QSWSCOT01341

Matching Incizo QSWINCP01341

**Vibrant**



**Blackbutt**

**AMT3858**

Matching Scotia QSWSCOT01865

Matching Incizo QSWINCP01865

**AS2796 Standard and Better**



**Natural Oak Extra Matt**

**AMT3844**

Matching Scotia QSWSCOT01334

Matching Incizo QSWINCP01334

**Vibrant**



**Spotted Gum**

**AMT3859**

Matching Scotia QSWSCOT01866

Matching Incizo QSWINCP01866

**AS2796 Standard and Better**



# INTENSO



**Add unique character and make any space trendy or traditional. Intenso combines handmade, rustic and recycled appearance with a dynamic chevron pattern.**

These flooring panels are made up of small wooden boards with different widths and textures that are hand-picked and manually put together like a puzzle, creating splendid patchwork with a distinct reclaimed look. These small boards ensure every part of the tree is used. At Quick-Step, nothing goes to waste.



INT4115

- ✓ LIFETIME STRUCTURAL WARRANTY DOMESTIC USE
- ✓ 25 YEAR WEAR WARRANTY DOMESTIC USE

600 x 310 mm (±) 13mm (4 lengths per pack = 0.744 m<sup>2</sup>)



**Granola Oak Extra Matt**

**INT4097L**

Matching Scotia QSWSCOT01341  
Matching Incizo QSWINCP01341

**Marquant**



**Merino Grey Oak Extra Matt**

**INT4115L**

Matching Scotia QSWSCOT03842  
Matching Incizo QSWINCP03842

**Marquant**



**Smoked Mountain Oak Extra Matt**

**INT4174L**

Matching Scotia QSWSCOT01866  
Matching Incizo QSWSCOT01866

**Marquant**




**Chevy Oak Extra Matt**

**INT4114L**

Matching Scotia QSWSCOT03846  
Matching Incizo QSWINCP03846

**Marquant**



**Raisin Black Oak Matt**

**INT4116L**

Matching Scotia QSWSCOT01348  
Matching Incizo QSWINCP01348

**Marquant**



# ACCESSORIES

## INSTALLATION

---

### UNDERLAYS

If you're going for a quick and smooth floating installation, choosing the right underlay is essential. Besides creating a **level base**, it also provides **excellent acoustic insulation** and **reduces creaking noises**.



**Quiet-Step Combi-Lay**  
**QSC-Lay20/QSC-Lay50**  
Thickness: 2 mm - Roll: 20/50m<sup>2</sup>

Quiet-Step Combi-Lay is the first choice where a quiet step sound and maximum reduction in multi-storey noise is required. This high density underlay has no match when it comes to reducing foot fall noise, with a reduction of up to 30% over standard underlays.



**Combi-Lay Standard**  
**C-Lay20/C-Lay50**  
Thickness: 2 mm - Roll: 20/50m<sup>2</sup>

Combi-Lay Standard is no normal underlay. The dense, closed cell polyolefin foam provides excellent support, with good reduction of both reflected and impact noise

### GLUED-DOWN INSTALLATION

If you're going for a glued-down installation, use Quick-Step Parquet glue for the best result. Our **ready to use** glue has a **long open time** and guarantees **fast adhesion**. A glued-down installation of your wood floor **reduces footstep noise** to a minimum, allows your floor to **breathe and expand** with temperature variations and maximises the performance of **floor heating systems**.



**Parquet glue**  
**QSWGLUE16A**  
16 kg

Resealable aluminium bags packed in cardboard boxes. Average usage: 16 kg for 13-16 m<sup>2</sup>. Read the instructions before you get started. Check if the glue is compatible with your subfloor.

### INSTALLATION TOOLS

---



**Installation set**  
**RFIK**

Set with a tapping block to easily click planks together, a cramp iron for hard-to-reach places and spacers to provide perfect expansion joints (8 to 12 mm) between walls and floor.



## TOOLS FOR A WATERPROOF FINISH

Give your Amato floor a waterproof finish using our Foamstrip and Hydrokit to get your wet warranty. Follow the installation instructions and consult the warranty conditions for more details.



**Foamstrip**  
**NEFOAMSTRIP20**  
20 strips of 1 m x 10 mm

Fill up expansion joints with the Foamstrip and combine with the Hydrokit for a waterproof finish of your floor. Invisible installation under skirtings, profiles etc.



**Hydrokit**  
**QSKITRANSP**  
310 ml

Transparent silicone to combine with the Foamstrip for a waterproof finish of your floor. Invisible installation under skirtings, profiles, etc. Average use: 1 tube for 15 m.

## FINISHING

### COLOUR-MATCHED SCOTIA

Why choose Quick-Step colour-matched scotia and profiles?

**PERFECTLY MATCHING COLOURS**

Our scotias and profiles flawlessly match the colour of every floor.

**REAL VENEER SURFACE**

An authentic wood experience across the entire room.

**QUICK-STEP WARRANTY**

Scotias and profiles come with the same warranty as your floor.



**Scotia**  
**QSWSCOT(-)**  
2400 x 17 x 17 mm

A discrete finish that matches the colour of your floor.

### PAINTABLE SKIRTINGS



**Paintable waterproof flexible skirting**  
**QSFLEXSKR**  
14 x 40 mm

Flexible, paintable skirting made of foamed PVC that can be cut to your desired length. Ideal to finish pillars or curved walls. Use the Foamstrip and Hydrokit for a watertight finish in damp rooms. Easy to install with contact glue.

## COLOUR-MATCHED PROFILES



**Incizo profile  
QSWINCP(-)  
2150 x 54 x 17 mm**

Multifunctional and patented finishing tool to finish your floor and stairs in matching colours. Simply cut the Incizo basic profile to the desired shape with the supplied Incizo knife. Contains 1 Incizo profile, 1 Incizo knife and 1 plastic rail.

APPLICATION 1  
Connect two floors of different heights.




APPLICATION 2  
Connect two floors of the same height.



APPLICATION 3  
Finish your floor along walls or windows.



APPLICATION 4  
Create a nice transition between your wood floor and other flooring types.



**Incizo profile / Incizo aluminium  
subprofile for stairs  
QSWINCP(-) / NEWINCPBASE(-)**

The Incizo profile also allows you to finish your stairs and steps in the flooring design of your choice. For this application, you need the Incizo profile and an aluminium subprofile. Subprofile to be ordered separately.

APPLICATION 5  
Finish your stairs and steps.



## MAINTENANCE

---

Real timber floors mark and scratch but using Quick-Step accessories will keep your floor looking better for longer.



**Cleaning product 1 L**  
**QSCLEANING1000**  
1 L

Cleaning product specifically developed for Quick-Step floors. Cleanses the surface thoroughly and safeguards its original appearance to maximise that 'new floor' experience. Average usage: 1 L for 15 cleaning sessions.



**Cleaning kit**  
**QSSPRAYKIT**

Mop holder with refillable water tank and handy lever to easily moisten and mop your floor. Also includes a washable microfiber mop and 1 L of Quick-Step Cleaning product. A sustainable choice to clean your floor.



**Cleaning mop**  
**QSSPRAYMOP**

Microfibre mop washable up to 60 °C. Compatible with the Quick-Step Cleaning kit.



**Repair kit**  
**QSREPAIR**

Kit to easily repair light damage and renew the original colour of your floor. Find detailed instructions at [quick-step.com.au](http://quick-step.com.au)

Refer to [quick-step.com.au](http://quick-step.com.au) for maintenance guidelines.



[quick-step.com.au](http://quick-step.com.au)

Quick-Step is a quality product produced by Unilin BV, division Flooring, Ooigemstraat 3, B-8710 Wielsbeke, Belgium, Europe.

Product images may differ from actual product. The availability of products, or the products themselves, may change at any time without notice. Content © 2022 - 2023 by Unilin BV, division Flooring. All rights reserved. The contents of this brochure may not be reproduced in whole or in part without prior written permission from the publisher.

Cover photo: AMT3858

FOLLOW US ON

